

Provided Parts and Hardware

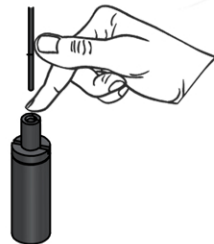


X1
Grip

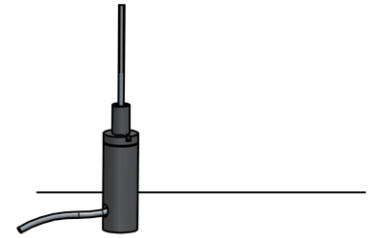


X1
Aircraft Cable
with Stop

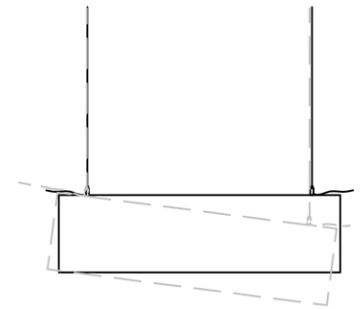
1. Press down on grip and
and feed Aircraft Cable through.



2. Pull Aircraft Cable through grip.



3. Repeat steps 1 and 2 until all the
suspension points of the fixture
are leveled. Use leveler to level
fixture.(leveler by others)



4. Trim excess Aircraft Cable.

